

Start _____ End _____ Crypt # 17

COUNTY OF LOS ANGELES
OFFICE OF CHIEF MEDICAL EXAMINER-CORONER

CASE REPORT

REPORTED AS:

- Natural
- Accident
- Suicide
- Homicide
- Undetermined
- In Custody
- Nursing Home
- At Work

Phone at Scene: _____

Case No. 69-8796
Maryfeld.
Taken by Jankov

app stabbing

Post Mortem at 1714 Evans Request of _____

NAME Sharon TATE POLANSKI Occupation actress AGE 25 Sex F Race W

Place of Death 10050 Culver Dr. - L.A.

Reported by L. Holder Address Cent Home Phone 681-1111

Date 8-9-69 Time 1:00 P.M. Pronounced Dead by L.A.P.D. patrol Date and Time of Death 8-9-69 9:10 AM

Investigating Agency Cent Home

Officer Henderson Date 8-9-69 Time 2:00 P.M. Hospital No. _____

Residence of Deceased above Religion _____

Employer own home Soc. Sec. Number _____ Military No. _____ Vet. _____

Next of Kin Polanski Address out of town Phone _____

* Relationship husband Notified by Stanley Jankov - atty - Cr B 0066 at _____ A.M. P.M.

Weight 136 lbs. Height 66 in. Hair Blond Teeth nat Eyes br Mustache _____

Beard _____ Tattoo or Deformity stab wounds Body Condition injured Prints Yes No

Brought in by Dr Henry Johnson Jankov Date 8-9-69 4:00 P.M. Property Yes No
Clothing Yes No
Door Sealed Yes No

REMARKS: Continued Police guard on premises

OBTAIN ADDITIONAL Blood AT Autopsy

Jankov Deputy

COUNTY OF LOS ANGELES
OFFICE OF CHIEF MEDICAL EXAMINER-CORONER
MEDICAL REPORT

Case No. 69-8796Name: Sharon Tate Polanski

Dr. _____

Date: 8-9-69

CONTINUATION SHEET

apparently entertaining a mixed group of 4 young people at/in her luxurious, avant garde, ranch-estate type home. The party was noticed by neighbors down the street and nearby during mid-afternoon into early evening 8-8-69.

At about 12³⁰am 8-9-69 a nearby neighbor reported later he heard a sound of shot echo about hills. Approximately 9⁰⁰am 8-9-69 house hold maid reported for duty to find a scene of apparent carnage. House doors opened & some lights left on - windows ajar. An inscription in blood upon front door. One apparently dead body seated in driver's seat of late model Rambler Am Ambassador parked in parking area at entrance gate (John Doe 85) (69-8792)

Another apparently dead body (69-8793) crumpled to lawn in front of veranda. Body dressed casually for occasion (A/S) The third apparently dead body on lawn about 60 feet south of (69-8793) lying on back and dressed apparently for sleep. This labeled case # 69-8794. (A/S)

Two bodies - a man (69-8795) and woman - decedent were found in living room in front of cold fire place at foot of large sofa bodies on floor. Man in casual party dress and decedent in bra and briefs (A/S) A long possibly 1/4 mi nylon cord was looped about each of these persons necks and also looped over a supporting beam of sleeping loft overhead. A bath towel apparently placed over head of man prior to looping of rope about neck

A caretaker - occupying small house at end of huge lot and somewhat away from house had entertained a young man earlier in evening to about 12¹⁵ a.m. 8-9-69 when this young man took leave. The John Doe 85 in auto may possibly have been the same young man. The caretaker being questioned by police appeared unaware of apparent action about the premises at time happened. Interview

- continued -

COUNTY OF LOS ANGELES
OFFICE OF CHIEF MEDICAL EXAMINER-CORONER

Name: Sharon Tate Polanski MEDICAL REPORT

Case No. 69-8796

Date: 8-9-69

Dr. _____

CONTINUATION SHEET

Signs of struggle appeared localized in center of living room where decedent and 69-8795 lay upon blood soaked carpeting and amid broken vic-a-brac. Blood on flagstone on front porch covering an area of about 2'x2' and dried. Small amount blood in open garage at parking lot as also a small amount on possible foot smear upon back steps leading to swimming pool at rear of house and adjacent to body (69-8794)

No weapons nor suspects in custody.
Central Homicide witnessing autopsy.

Twicken

OBTAIN BLOOD AT AUTOPSY.

JH

FILE #69-8796
SHARON TATE POLANSKY
AUGUST 10, 1969

2

EXTERNAL FINDINGS:

The unembalmed body is that of a 26 year old, well developed, well nourished Caucasian female, weighing 136 pounds, measuring 66 inches in length. Her hair is blond and eyes are brown.

The examination of the head discloses no evidence of trauma. The forehead, nose, eyelids, right cheek, lips and chin show no ecchymosis or abrasions. Dark red fluid blood is found in the nostrils, but not in the ear canals. Ears are not remarkable. The back of the head is not remarkable. The left side of the face discloses a somewhat linear but slightly curved interrupted slightly irregular abrasion, associated with ecchymosis.

Two abrasions are situated in a horizontal fashion. The upper abrasion measures 2-1/2 inches and the lower 1-1/2 inches. A careful examination of the abrasions reveal interrupted dark red superficial recent loss of epidermis. The upper abrasion extends from the left naris to the lower edge of the zygomatic bone. The abrasion extends slightly upward along the curvature of the posterior aspect of the zygomatic bone. The lower abrasion is on a level of the left side of the maxillary. The left side of the neck shows a faint superficial abrasion, measuring 3 inches in length, extending from the lateral aspect of the upper larynx across the lateral aspect of the neck to the occipital area. This abrasion shows minute irregular skin peeling, suggesting this may be caused by fingernail scraping.

STAB WOUNDS

There are four stab wounds on the chest. Those stab wounds are labeled #1, #2, #3, and #4 for the purpose of identification, and others labeled #5 through #16 are described in a subsequent report.

Stab wound #1 is located in the mid-chest and is located 1-1/2 inches below the nipple line. The stab wound measures 1 inch in length and the edges are sharp. The angulation of the left upper portion shows sharp cutting and the right lower angulation is relatively dull. The dull edge shows a definite tearing appearance, exposing subcutaneous tissue. The sharp angulated area shows slight incisional extension. The probe is inserted through the stab wound in the direction of the stab wound, which is from the front to the back 45° upward and left to right. The probe through the stab wound reaches the left pleural cavity.

Stab wound #2 is located on the left side of the mid-chest and it measures 1-3/4 inches in length. The edges are sharp and the stab wound is located slightly obliquely and sharp angulation is noted in the left upper corner and dull angulation is noted in the right lower portion. The direction of the stab wound is parallel to the direction of stab wound #1.

FILE #69-8796
SHARON TATE POLANSKY
AUGUST 10, 1969

3

Stab wound #3 is located on the left side of the lower chest and is located 3-1/4 inches to the left of the midline, 2-1/2 inches below the nipple line, and 18 inches from the top of the head. The direction of the stab wound is slightly upward, right to left and front to back. A careful examination of this stab wound reveals a sharp edge on the upper portion and a slight dull edge on the lower portion of the stab wound and has a slight rim of abrasion. Stab wound #3 measures 1-1/2 inches in length.


Stab wounds #1, #2 and #3 are located in a close proximity. The distance between #1 and #2 is 1 inch, the distance between #1 and #3 is 1/2 inch, and the distance between #2 and #3 is 2 inches.

Stab wound #4 is located in the upper, outer quadrant of the left breast. It measures 1 inch in length and the stab wound is located in a horizontal fashion. The direction of the stab wound is from left to right in a horizontal fashion. The edges of the stab wound are also sharp.

Authorized personnel present during the autopsy. Sgt. McGuinn of Los Angeles Police Department, Homicide Bureau, and Mr. John Miner, Deputy District Attorney, are present. Autopsy Assistant is Mr. Charles Moore.

Specimens:

1. Sections of vital organs are saved in jars containing formalin solution.
2. Three separate jars are properly labeled and contain elipsical sections of skin showing the stab wounds five (5), seven (7) and eleven (11).
3. Liver, kidney, stomach and other substances are saved.
4. Vaginal smears and smears from the other locations are also made.


Thomas T. Noguchi, M.D.
Chief Medical Examiner-Coroner

File # 9-8796

OFFICE OF CHIEF MEDICAL EXAMINER-CORONER

Date August 10, 1969 Time _____Autopsy begins 11:20 A.M.; completes 2:00
P/M

I performed an autopsy on the body of SHARON TATE POLANSKY,
at Autopsy Room, County of Los Angeles,
Office of Chief Medical Examiner-Coroner
and from the anatomic findings and pertinent history I ascribe the death to:

Multiple stab wounds of chest and back penetrating heart, lungs,
and liver causing massive hemorrhage.

Summary of Wounds:

Total stab wounds	16
Chest	4
Abdomen	1
Back	8
Right upper arm	1
Left upper arm	1
Right thigh (back of).....	1
Total incised wounds (left forearm).....	2

Fatal stab wounds:Stab wound #1

1. Location - left pericardial area penetrating 4th intercostal space, pericardium, left ventricle of heart severing the descending branch of left coronary artery.
2. Size - 1 1/2 inches long x 4 inches deep sharp cutting edge.
3. Direction - front to back
left to right
45° upward

Stab wound #2

1. Location - left side of mid chest penetrating 4th intercostal space, pericardium, heart
2. Size - 1 3/4 inches x 4 inches deep
3. Direction - front to back
left to right

Stab wound #3

1. Location - left side of lower chest penetrating 6th rib (cartilagenous portion), pericardium, heart
2. Size - 1 1/2 inches x about 4 inches deep

Stab wounds #1, 2 and 3 caused extensive hemorrhage in left pleural cavity and pericardium.

Thomas T. Noguchi, M.D.
THOMAS T. NOGUCHI, M.D.
CHIEF MEDICAL EXAMINER-CORONER

REPORT OF MICROBIOLOGICAL ANALYSIS
CHIEF MEDICAL EXAMINER-CORONER'S OFFICE
Bacteriology Laboratory
Hall of Justice
Los Angeles, California

File No. 69-8796

Name of Deceased Sharon Polanski

Date Submitted 8/10/69

Autopsy Surgeon R.C. Henry, M.D.

Material Submitted blood for ABO and Rh typing.

Laboratory Findings:

BLOOD: Group O Rh positive.

Examined By *Federick J. Lohr* Date 8/25/69

REPORT OF MICROBIOLOGICAL ANALYSIS
CHIEF MEDICAL EXAMINER-CORONER'S OFFICE
Bacteriology Laboratory
Hall of Justice
Los Angeles, California

File No. 09-8796

Name of Deceased Sharon Polanski

Date Submitted 8/10/69

Autopsy Surgeon T. Noguchi, M.D.

Material Submitted Oral and rectal smears for spermatozoa and
acid phosphatase.

Laboratory Findings:

Acid phosphatase nonreactive.
Positive control reactive 4+.
Negative control nonreactive.
No spermatozoa found on smears.

Examined By *Federick J. Luke* Date 8/11/69

TFR290A - Tox 4 - Rev 12-68

REPORT OF CHEMICAL ANALYSIS
LOS ANGELES COUNTY MEDICAL EXAMINER CORONER
 Toxicology Laboratory
 Hall of Justice
 Los Angeles, California

File No. 69-8796Name of Deceased Sharon Tate Polanski Lab No. 8-146-69Date Submitted August 11, 1969 Time 8 A.M.Autopsy Surgeon Thomas T. Noguchi, M.D.

Material Submitted:	Blood: <input checked="" type="checkbox"/>	Liver <input checked="" type="checkbox"/>	Stomach <input checked="" type="checkbox"/>
	Brain	Lung	Lavage
	Femur	Spleen	Urine
	Kidney <input checked="" type="checkbox"/>	Sternum	Gall bladder
	Drugs	Chemicals	

Test Desired: Poisons

Laboratory Findings:

1. Blood: Ethanol, Barbiturates, Doriden, Meprobamate, Phenacetin, and Soma absent
- Kidney: Amphetamine and Methedrine absent
- Kidney: Methylenedioxy amphetamine absent
2. Kidney: Cocaine and Morphine absent

Examined By 1. Jack Villanoy Head Toxicologist. Date August 21, 1969

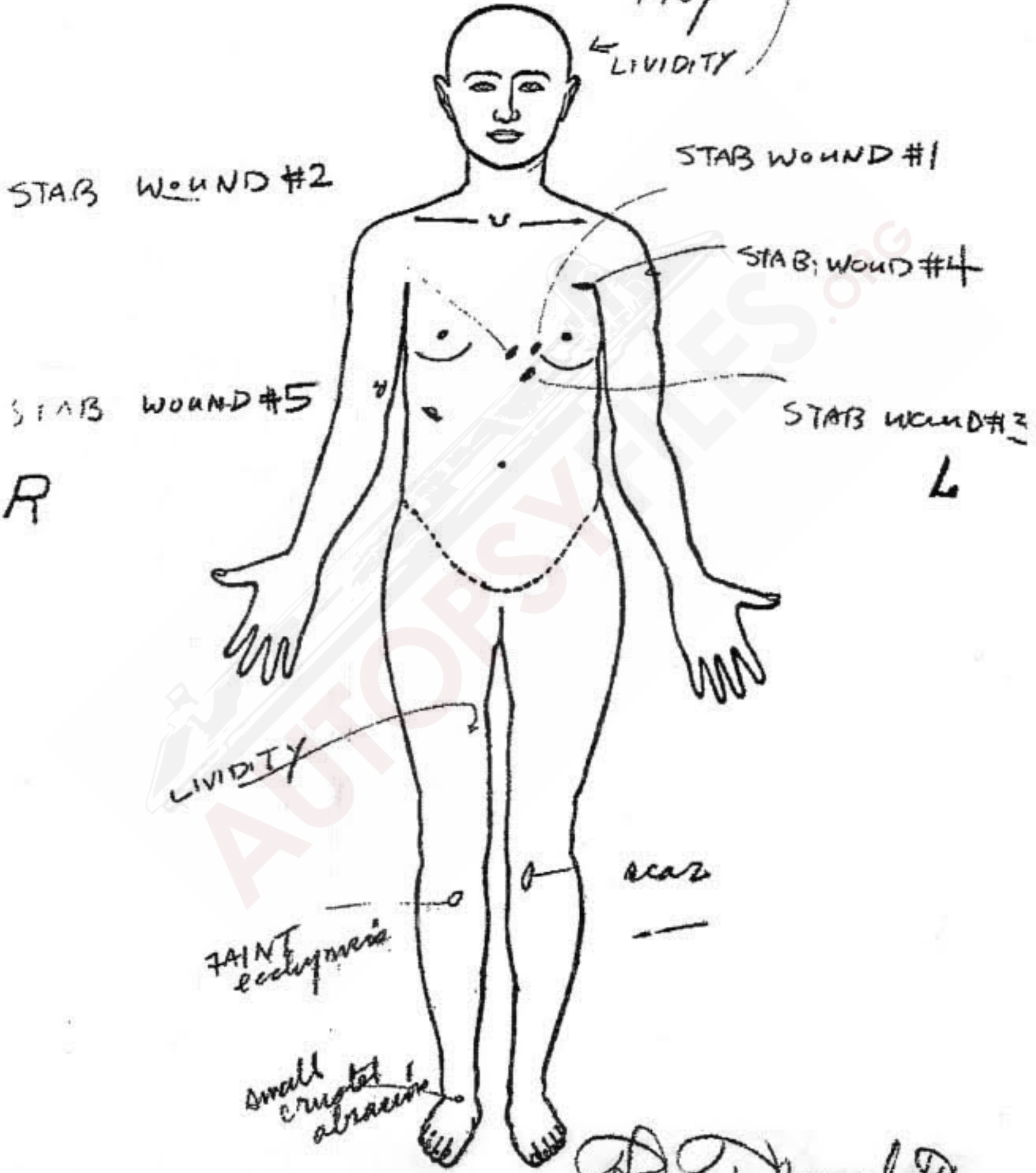
J. Park
 2. J. Park Toxicologist August 21, 1969

COUNTY OF LOS ANGELES

OFFICE OF CHIEF MEDICAL EXAMINER-CORONER

BODY FULL LENGTH, ANTERIOR

NAME SHARON TATE POLANSKI Date Aug 10, 1967 File # 69-8776



Thomas L. Hirsch
Deputy Medical Examiner.

COUNTY OF LOS ANGELES

OFFICE OF CHIEF MEDICAL EXAMINER-CORONER

BODY FULL LENGTH POSTERIOR

NAME SHARON TATE POLANSKI Date AUG 10 1969 File # 69-8796

STAB WOUND #6

STAB WOUND #5

STAB WOUND #8

STAB WOUND #7

STAB WOUND #10

STAB WOUND #11

STAB WOUND R #9

SMALL BROWN ABRASION

INCISED WOUND #1

L INCISED WOUND #2

SMALL INDENTATION-PRESSURE MARK

STAB WOUND #12

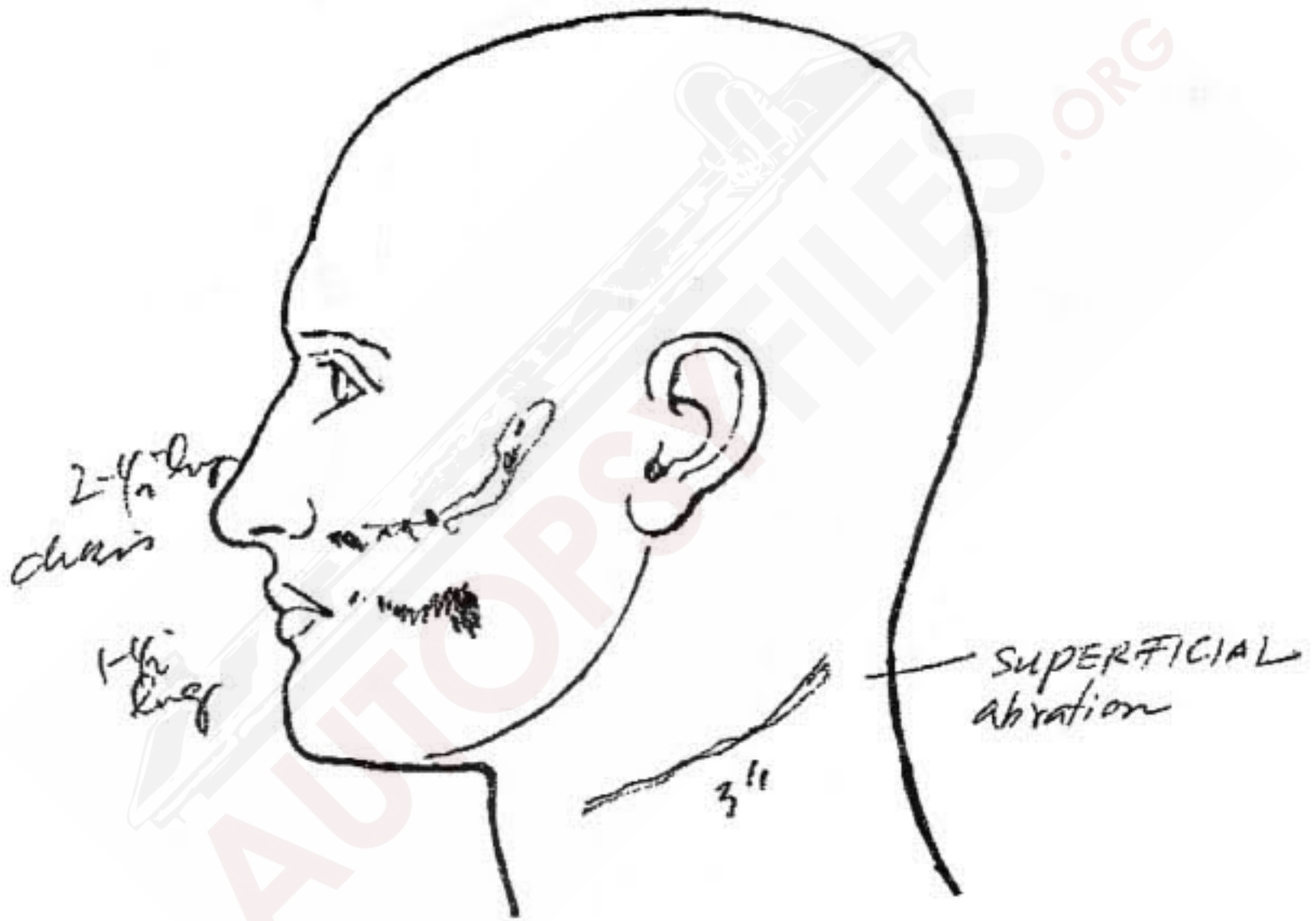
STAB WOUND #1

Thomas J. ...

Deputy Medical Examiner

COUNTY OF LOS ANGELES
OFFICE OF CHIEF MEDICAL EXAMINER-CORONER

NAME: SHARON TATE POLANSKI Date Aug 10, 1969 File # 69-2796
HEAD - LATERAL LEFT



LEFT

76A-1501.- (2) 11-67

Thomas S. Nozack
Chief Deputy Medical Examiner.

